

Postgraduate Financial Assistance Fund Report

2023/24

The University's Financial Assistance Committee provides a report following each academic year outlining the financial assistance provided to postgraduate students for the previous academic year. The following data is for the academic year 2023/24.

Please note that numbers of 5 and below are suppressed (<5) in order that individual students cannot be identified.

Contents

1. Overview of the Fund	1
2. Application Outcomes.....	2
3. Applications by fee status	2
4. Applications by mode of study	3
5. Applications by College	4
6. Applications by course	5
7. Reasons for successful applications	6
8. Award Values	8
9. Reasons for unsuccessful Applications	9

1. Overview of the Fund

The Postgraduate Financial Assistance Fund provides financial assistance to postgraduate students in unforeseen financial need. The awards are intended to support students who would otherwise be unable to complete their course of study.

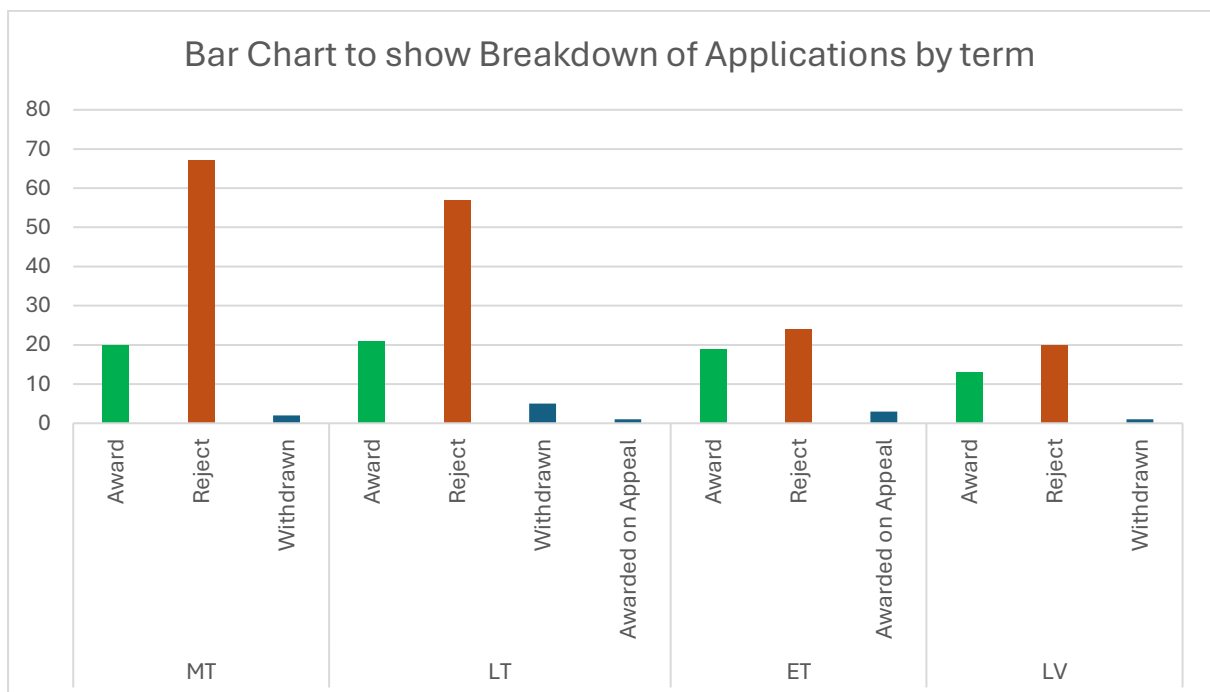
In 2023/24, the Fund provided awards of up to £2,500 to assist students with their living costs. This was a reduction to the exceptional increase in awards in 2022/23 to £3,500.

2. Application Outcomes

Figure 2a. Table breaking down applications by term

	MT 2023	LT 2024	ET 2024	LV 2024	Total
Awarded	20	21	19	13	73
Rejected	67	57	24	20	168
Withdrawn	<5	<5	<5	<5	8
Awarded on Appeal	<5	<5	<5	<5	<5
Totals	89	84	46	34	253

Figure 2b. Bar Chart to show Breakdown of Applications by term

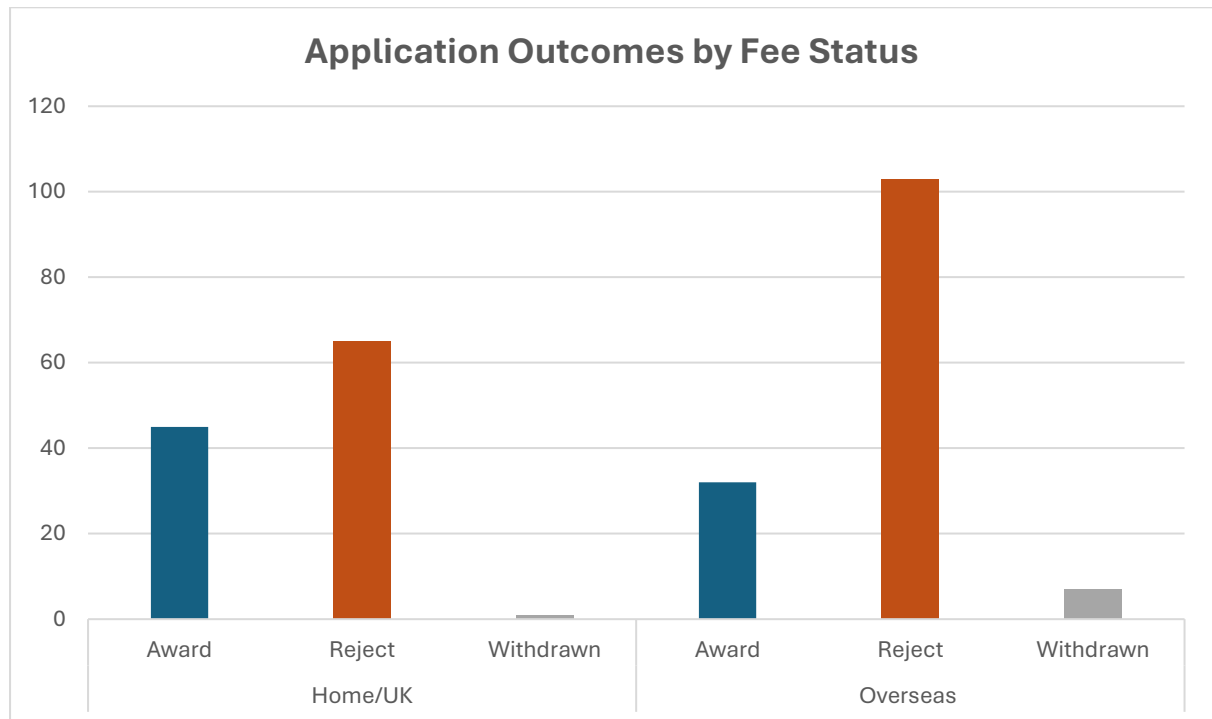


3. Applications by fee status

Figure 3a. Table showing the application outcomes by fee status

	Successful Applications	Unsuccessful Applications	Withdrawn Applications	Total Applications
Home	45	65	<5	111
Overseas	32	103	7	142
Total Applications	77	168	8	253

Figure 3b. Bar Chart showing application outcomes by fee status

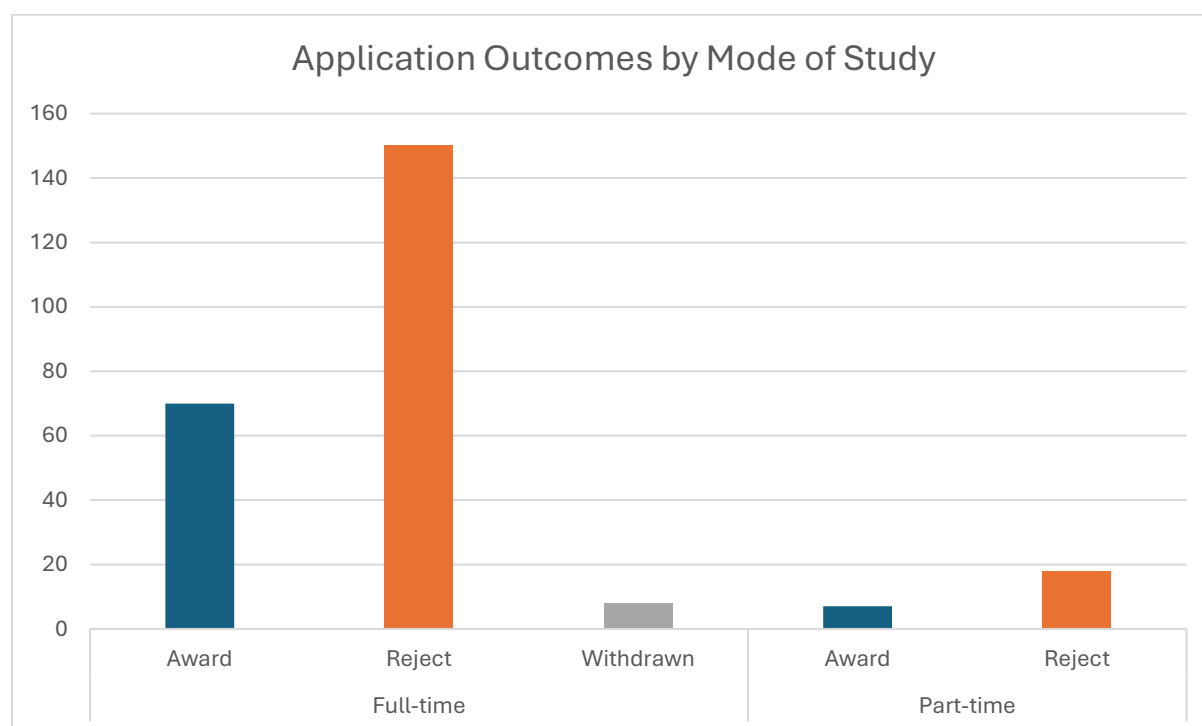


4. Applications by mode of study

Figure 4a. Table showing Application outcomes by mode of study

	Successful Applications	Unsuccessful Applications	Withdrawn Applications	Total Applications
Full Time	70	150	8	228
Part Time	7	18	<5	25
Total Applications	77	168	8	253

Figure 4b. Bar Char to show Application Outcomes by Mode of Study

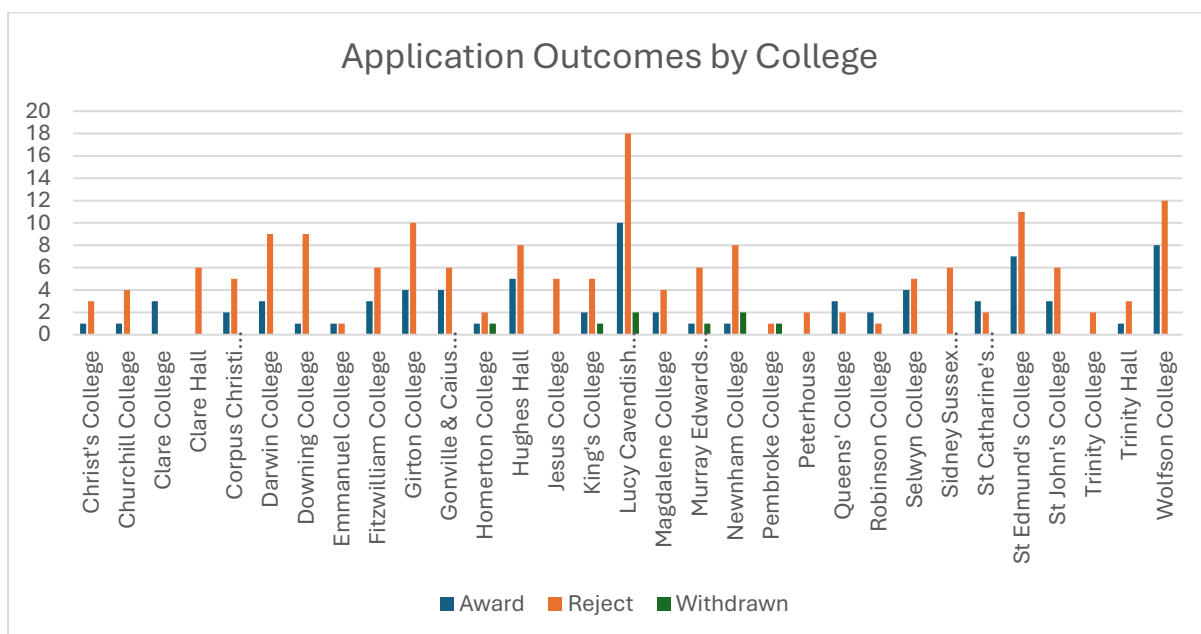


5. Applications by College

Table and bar chart breaking down applications by College

College	Successful Applications	Unsuccessful Applications	Withdrawn Applications	Total Applications
Christ's	<5	<5	<5	<5
Churchill	<5	<5	<5	<5
Clare College	<5	<5	<5	<5
Clare Hall	<5	6	<5	6
Corpus Christi	<5	<5	<5	7
Darwin	<5	9	<5	12
Downing	<5	9	<5	10
Emmanuel	<5	<5	<5	<5
Fitzwilliam	<5	6	<5	9
Girton	<5	10	<5	14
Gonville & Caius	<5	6	<5	10
Homerton	<5	<5	<5	<5
Hughes Hall	<5	8	<5	13
Jesus	<5	<5	<5	<5
King's	<5	<5	<5	8
Lucy Cavendish	10	18	<5	30
Magdalene	<5	4	<5	6
Murray Edwards	<5	6	<5	8
Newnham	<5	8	<5	11

Pembroke	<5	<5	<5	<5
Peterhouse	<5	<5	<5	<5
Queens'	<5	<5	<5	<5
Robinson	<5	<5	<5	<5
Selwyn	<5	<5	<5	9
Sidney Sussex	<5	6	<5	6
St Catharine's	<5	<5	<5	<5
St Edmund's	7	11	<5	18
St John's	<5	6	<5	9
Trinity College	<5	<5	<5	<5
Trinity Hall	<5	<5	<5	<5
Wolfson	8	12	<5	20
No College	<5	<5	<5	<5
Total	77	168	8	253



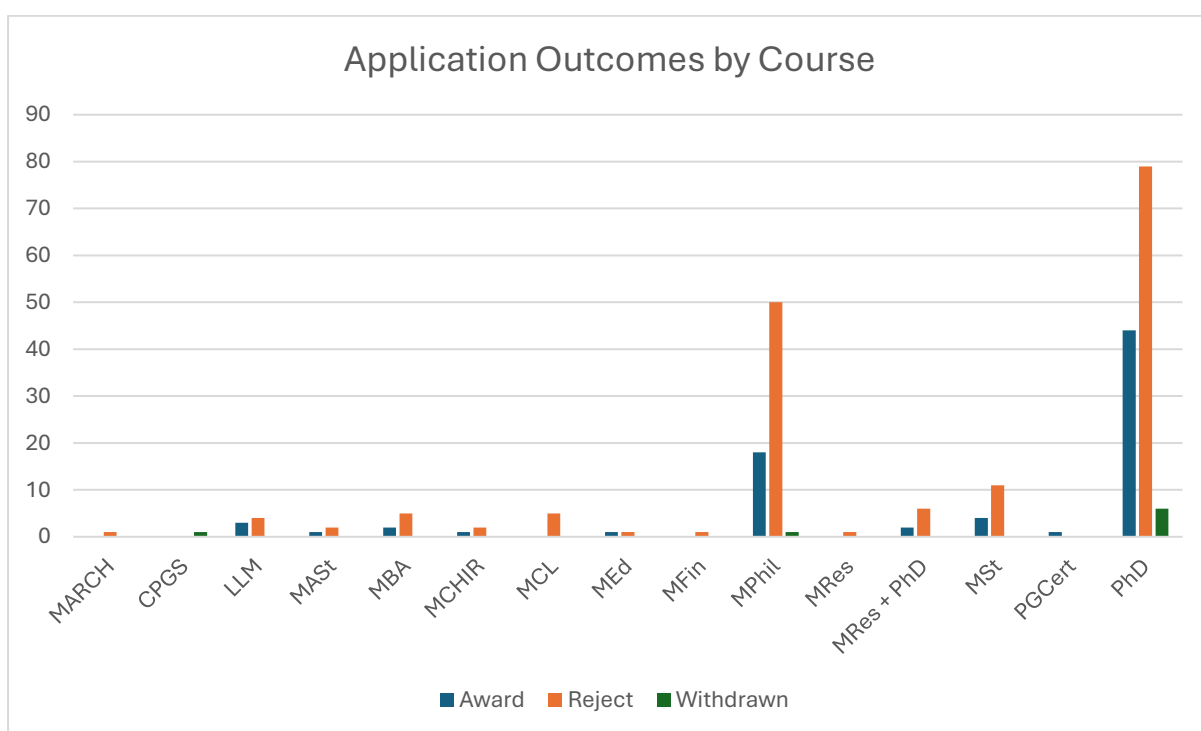
6. Applications by course

Figure 6a. Table showing the Application outcomes by course

Course	Successful applications	Unsuccessful applications	Withdrawn applications	Total applications
PhD	44	79	6	129
MRes	<5	<5	<5	<5
MRes+PhD	<5	6	<5	8
MSt	<5	11	<5	15
MPhil	18	50	<5	69
MASt	<5	<5	<5	<5

MFin	<5	<5	<5	<5
MEd	<5	<5	<5	<5
MCL	<5	<5	<5	<5
MCHIR	<5	<5	<5	<5
MBA	<5	<5	<5	7
MARCH	<5	<5	<5	<5
LLM	<5	<5	<5	7
CPGS	<5	<5	<5	<5
PGCert	<5	<5	<5	<5
Total	77	168	8	253

Figure 6b: Bar chart showing the Application outcomes by course.



7. Reasons for successful applications

Students were awarded for the following reasons:

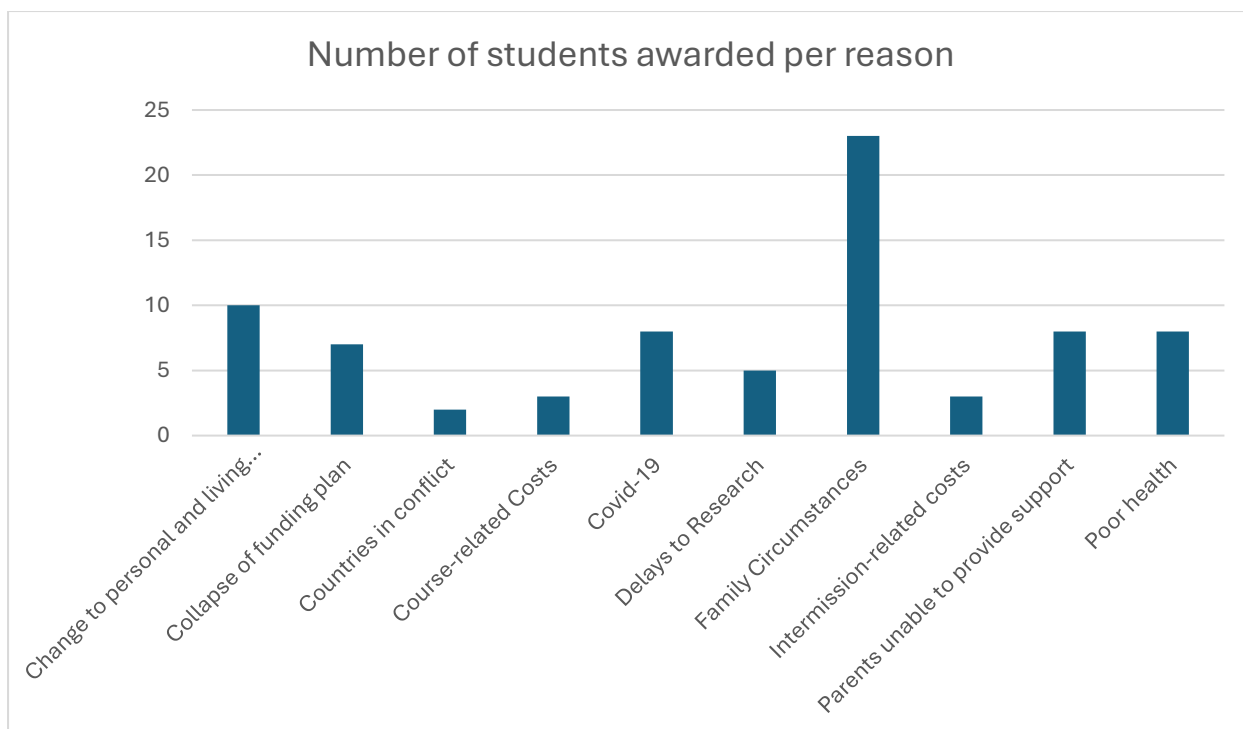
- Covid 19
- Family Circumstances
- Countries in Conflict
- Loss of Job
- Poor Health
- Parents unable to provide support
- Collapse of Funding Plan
- Change to personal and living arrangements
- Visa/ Health surcharge costs

- Currency Fluctuations
- Delays to Research
- Course related costs
- Victim of Crime
- Intermission related costs

Figure 7a. Table showing the number of students awarded for each reason.

Reason for financial difficulties	Number of Students awarded
Change to personal and living arrangements	8
Collapse of funding plan	7
Countries in Conflict	<5
Covid 19	8
Currency Fluctuations	<5
Delays to Research	<5
Difficulties finding work	<5
Family Circumstances	23
Intermission related costs	<5
IT costs	<5
Parents unable to provide financial support	7
Poor Health	7
Victim of Theft	<5
Visa and Health surcharge costs	<5
TOTALS	77

Figure 7b. Bar chart showing the number of students awarded for each reason.

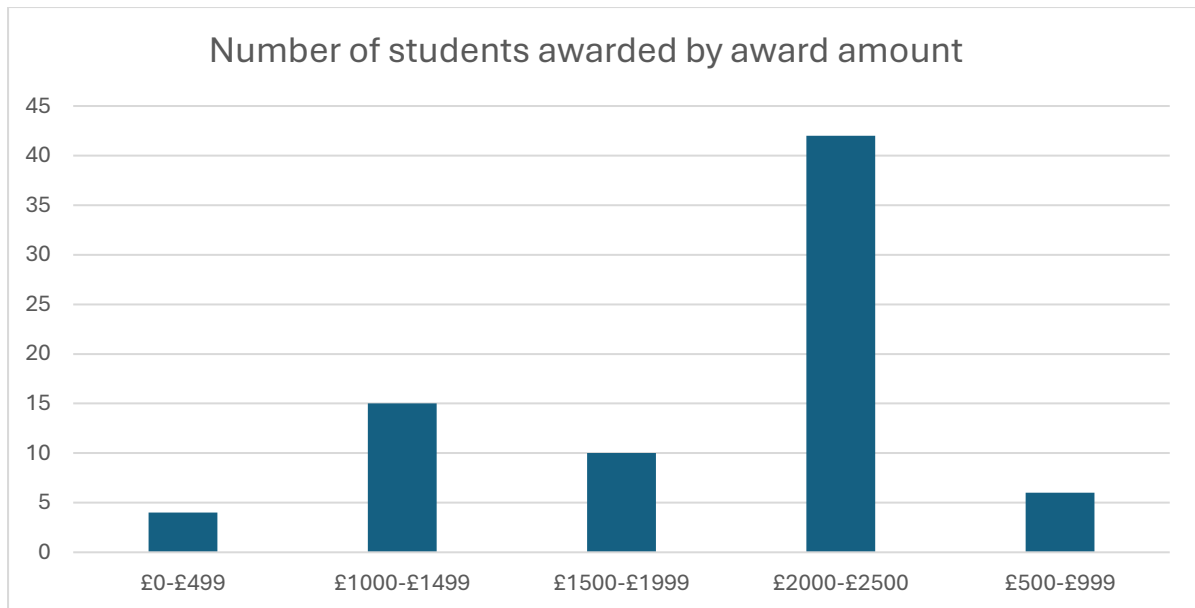


8. Award Values

Figure 8a. Table showing the award values of each award.

Award Values	Number of Students Awarded	Total Value of Awards
£0-£500	<5	£1891
£500-£1000	15	£17,469.88
£1000-£1500	10	£15,856
£1500-£2000	42	£100,805
£2000-£2500	6	£4818.84
Total	77	£140,840.72

Figure 8b. Bar chart showing the number of students awarded in each award value bracket



Reasons for Unsuccessful Applications

Students were unsuccessful for the following reasons:

- Cost-of-Living Crisis
- High Living Costs
- Reduction in income for 5th/6th year clinical medics
- No College Tutor and/or Academic Supervisor Supporting Statement
- High Shortfall
- Previous Awards already mitigated against circumstances
- Maximum Award amount reached
- Spare income/savings available which could meet the shortfall
- Applying for support with the KMB charge
- Student on intermission/applying for support with intermission costs
- Circumstances not unforeseen
- IT Equipment costs
- Student is fully-funded
- No longer a current, registered student
- Student only recently started studies
- Student didn't have a viable funding plan prior to starting course
- Currency fluctuations
- Student applying for support with tuition fees
- Visa costs
- Medical costs
- Student supporting family/friends

- Debt

Figure 8c. Table breaking down applications reason for unsuccessful applications.

Reason for unsuccessful applications	Number of unsuccessful applications
Alternative Fund More Suitable	8
Cost-of-Living Crisis	6
Currency Fluctuations	9
Fully Funded	20
High Living Costs	6
High Shortfall	35
Intermission	<5
IT Equipment Costs	6
Medical Costs	<5
No Tutor/Supervisor Form	23
Not a current student	<5
Not Unforeseen	14
Recently Started Course	9
Savings/Spare Income	9
Supporting Family/Friends	<5
Already Mitigated Against/Awarded Full Amount	8

Figure 8d. Bar Chart breaking down applications reason for unsuccessful applications.

