

Postgraduate Financial Assistance Fund 2022/23 Report

The University's Financial Assistance Committee provides a report following each academic year outlining the financial assistance provided to postgraduate students for the previous academic year. The following data is for the academic year 2022/23.

Please note that numbers of 3 and below are suppressed (<3) in order that individual students cannot be identified.

Contents

1. Overview of the Fund
2. Application outcomes
3. Award values
4. Applications by College
5. Applications by fee status
6. Applications by course
7. Reason for financial difficulties (successful applications)
8. Reasoning behind unsuccessful applications

1. Overview of the Fund

The Postgraduate Financial Assistance Fund provides financial assistance to postgraduate students in unforeseen financial need. The awards are intended to support students who would otherwise be unable to complete their research or study.

In 2022/23, the Fund provided awards of up to £3,500 to assist students with their living costs. The maximum award was exceptionally increased from £2,000 to £3,500 to acknowledge the impact of the Cost of Living crisis on students.

Postgraduate research (PGR) students who were impacted by the Covid-19 pandemic, experiencing financial difficulties, and had to extend their studies could receive exceptional awards of up to £5,700.

2. Application outcomes

Figure 2a. Bar chart to show the breakdown of applications received by term in 2022/23.

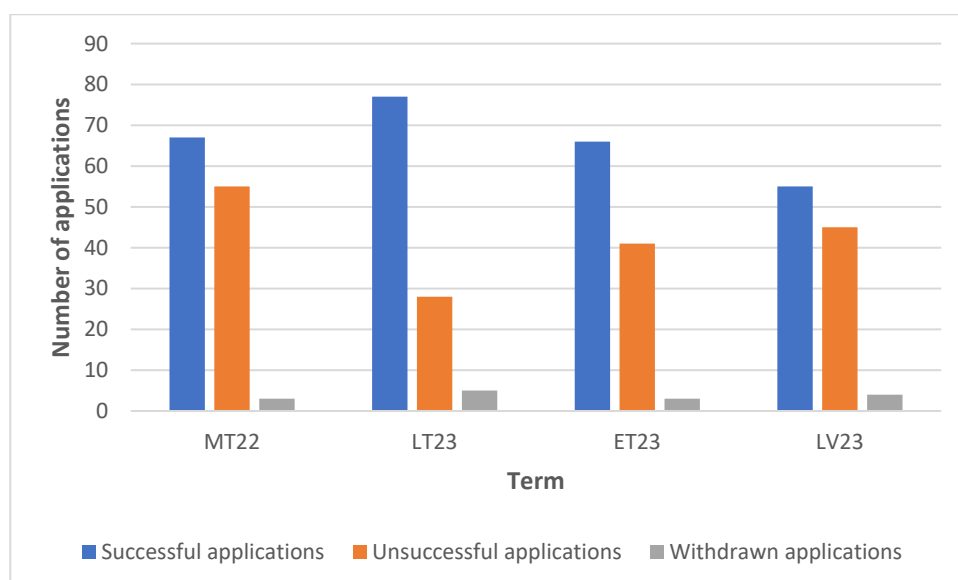


Figure 2b. Table to show the breakdown of applications received by term in 2022/23.

Outcome	MT22	LT23	ET23	LV23	2022/23
Successful applications	67	77	66	55	265
Unsuccessful applications	55	28	41	45	169
Withdrawn applications	<3	5	<3	4	15
Total	125	110	110	104	449

3. Award values

Figure 3a. Bar chart to show the breakdown of the values of awards in 2022/23.

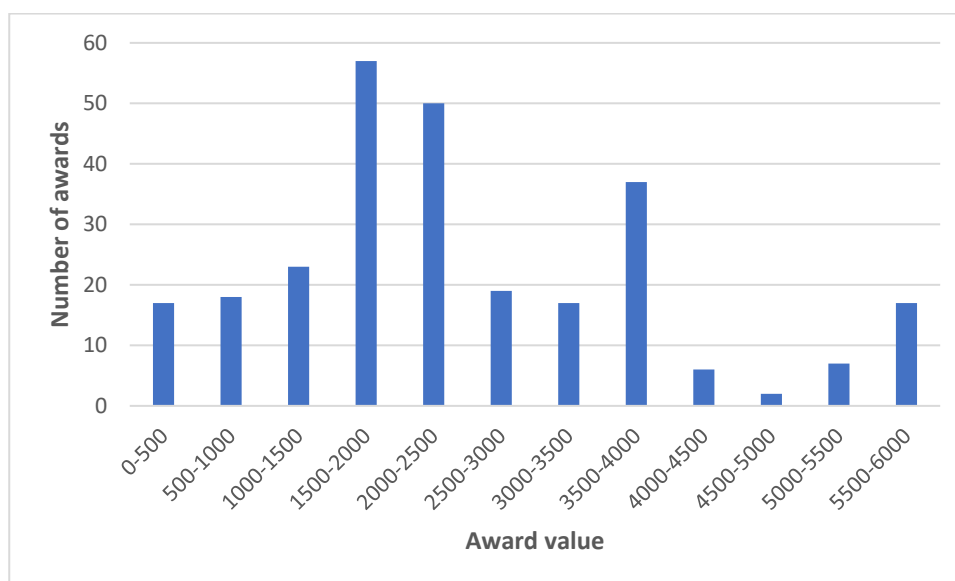


Figure 3b. Table to show the breakdown of the values of awards in 2022/23.

Award value	Total awards	Total award value
£0-£500	17	£2,734
£500-£1000	18	£10,956
£1000-£1500	23	£27,794
£1500-£2000	57	£87,425
£2000-£2500	50	£102,805
£2500-£3000	19	£49,700
£3000-£3500	17	£53,771
£3500-£4000	37	£131,079
£4000-£4500	6	£24,658
£4500-£5000	<3	£9,379
£5000-£5500	7	£37,055
£5500-£6000	17	£96,807
Total	270	£634,163

4. Applications by College

Figure 4a. Bar chart to show breakdown of applications by College in 2022/23.¹

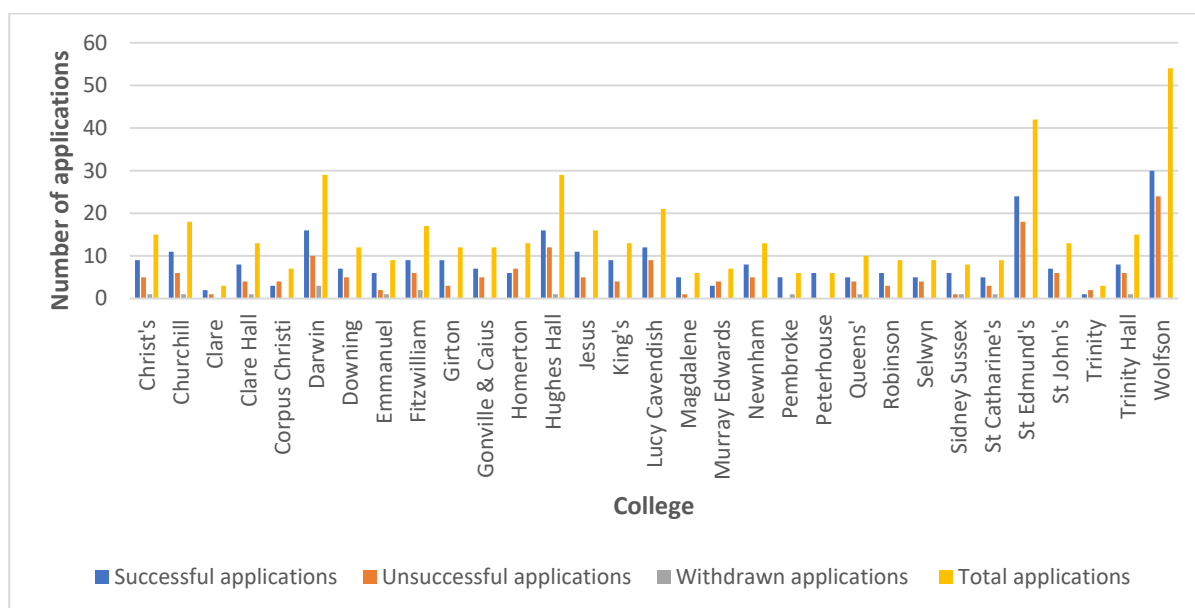


Figure 4b. Table to show breakdown of applications by College in 2022/23.

College	Successful applications	Unsuccessful applications	Withdrawn applications	Total applications
Christ's	9	5	<3	15
Churchill	11	6	<3	18
Clare	<3	<3	<3	<3
Clare Hall	8	4	<3	13
Corpus Christi	<3	4	<3	7
Darwin	16	10	<3	29
Downing	7	5	<3	12
Emmanuel	6	<3	<3	9
Fitzwilliam	9	6	<3	17
Girton	9	<3	<3	12
Gonville & Caius	7	5	<3	12
Homerton	6	7	<3	13
Hughes Hall	16	12	<3	29
Jesus	11	5	<3	16
King's	9	4	<3	13
Lucy Cavendish	12	9	<3	21
Magdalene	5	<3	<3	6
Murray Edwards	<3	4	<3	7
Newnham	8	5	<3	13

¹ Applicants state their College in the application form as it is needed to administer the application. However, as stated recently in Varsity:

“The University Financial Assistance Fund does not screen by College, or prioritise one over another. It responds to requests on demand. In submitting an application, individual students need to have the support of their College tutor and declare whether they are in receipt of other sources of financial assistance (this may include separate hardship funds provided by their College). The University Hardship Fund doesn't know whether an applicant is state or privately educated. It makes awards on the basis of individual need, and treats each application fairly.”

College	Successful applications	Unsuccessful applications	Withdrawn applications	Total applications
Pembroke	5	<3	<3	6
Peterhouse	6	<3	<3	6
Queens'	5	4	<3	10
Robinson	6	<3	<3	9
Selwyn	5	4	<3	9
Sidney Sussex	6	<3	<3	8
St Catharine's	5	<3	<3	9
St Edmund's	24	18	<3	42
St John's	7	6	<3	13
Trinity	<3	<3	<3	<3
Trinity Hall	8	6	<3	15
Wolfson	30	24	<3	54
Total	265	169	15	449

5. Applications by fee status

Figure 5a. Bar chart to show breakdown of applications by fee status in 2022/23².

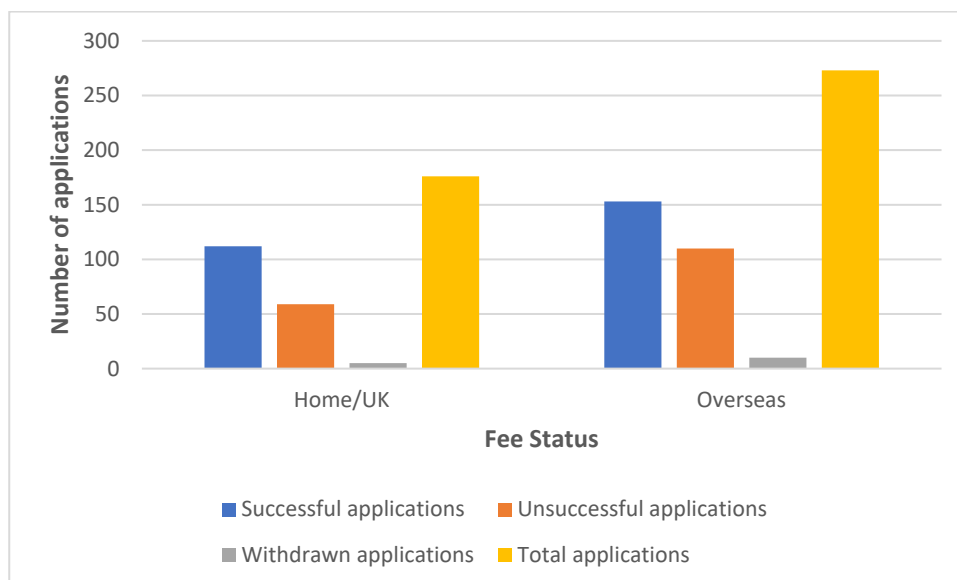


Figure 5b. Table to show breakdown of applications by fee status in 2022/23.

Fee status	Successful applications	Unsuccessful applications	Withdrawn applications	Total applications
Home/UK	112	59	5	176
Overseas	153	110	10	273
Total	265	169	15	449

² Please note that students are placed at no advantage or disadvantage if they are Home/UK or Overseas.

6. Applications by course

Figure 6a. Bar chart to show breakdown of applications by course in 2022/23.

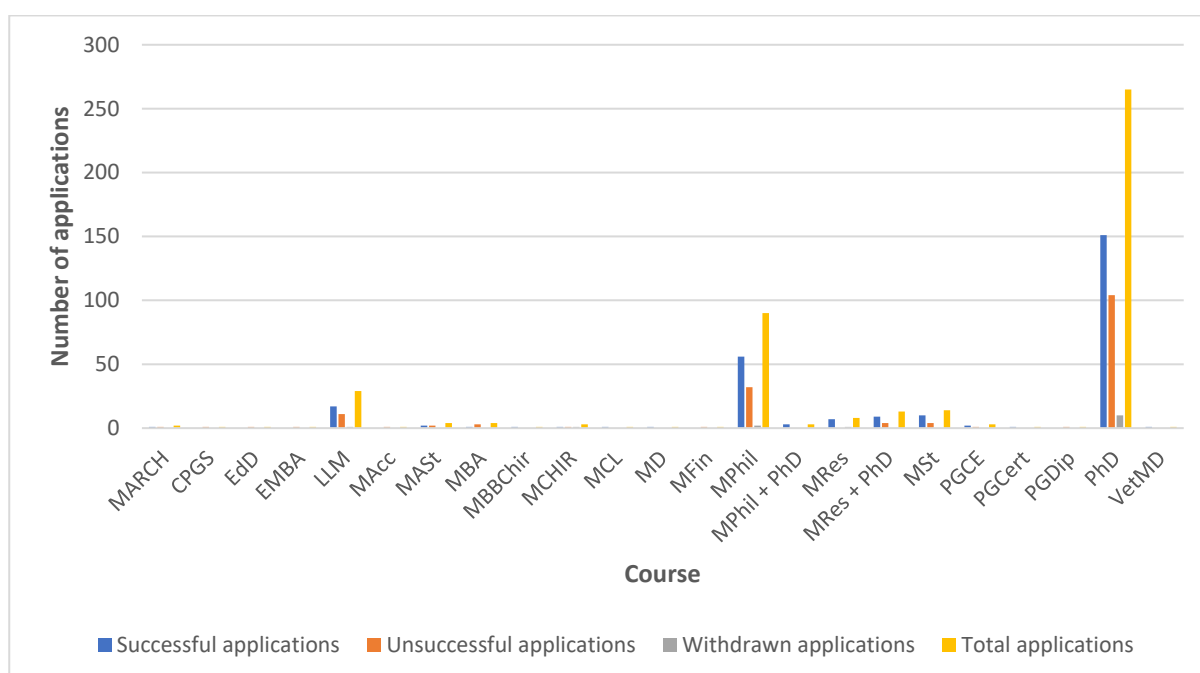


Figure 6b. Table to show breakdown of applications by course in 2022/23.

Course	Successful applications	Unsuccessful applications	Withdrawn applications	Total applications
MARCH	<3	<3	<3	<3
CPGS	<3	<3	<3	<3
EdD	<3	<3	<3	<3
EMBA	<3	<3	<3	<3
LLM	17	11	<3	29
MAcc	<3	<3	<3	<3
MASt	<3	<3	<3	4
MBA	<3	<3	<3	4
MBBChir	<3	<3	<3	<3
MCHIR	<3	<3	<3	<3
MCL	<3	<3	<3	<3
MD	<3	<3	<3	<3
MFin	<3	<3	<3	<3
MPhil	56	32	<3	90
MPhil + PhD	<3	<3	<3	<3
MRes	7	<3	<3	8
MRes + PhD	9	4	<3	13
MSt	10	4	<3	14
PGCE	<3	<3	<3	<3
PGCert	<3	<3	<3	<3
PGDip	<3	<3	<3	<3
PhD	151	104	10	265
VetMD	<3	<3	<3	<3
Total	265	169	15	449

7. Reason for financial difficulties (successful applications)

The main reasons for the financial difficulties experienced by students with a successful application in 2022/23 were the following:

- Covid-19 pandemic
- Cost of Living crisis
- Family circumstances, for example, a bereavement
- Poor health

8. Reasoning behind unsuccessful applications

169 applications were unsuccessful with applications being declined due to not meeting the eligibility criteria of the Fund, as published on the webpages available on the Cambridge Students website.

The main reasons include the following:

- The student was eligible to apply for additional funding from their funding sponsor, the Cambridge Trust.
- The student was in receipt of full funding from a funding sponsor.
- The student had declared savings in their application form which were sufficient enough to meet their financial shortfall.
- The student indicated a high financial shortfall which the maximum award could not meet. These students were advised to intermit from their studies and develop a viable funding plan.
- The student's circumstances which led to financial difficulties were not unforeseen.