

Review of Crane Fund Awards 2024-25

Please find a report below outlining the financial assistance provided to students from the Crane Fund for the 2024-25 academic year. Please note that numbers of 3 and below are suppressed (≤ 3) in order that individual students cannot be identified.

Contents

1. Overview of the Fund.....	1
2. Application Outcomes.....	1
3. Awards and Spending by Term and Category.....	2
4. Value of Awards Claimed.....	5
5. Applications by Fee Status.....	5
6. Applications by Course Level.....	6
7. Applications and Award Contributions by College.....	7
8. Reasonings behind unsuccessful applications.....	9
9. Financial Data 2024/25.....	10

1. Overview of the Fund

The Crane Fund provides financial assistance to students in financial need who need treatment for physical or mental illness. The treatment applied for should not be conveniently or readily obtainable under the NHS or the University.

In 2024-25, the Fund provided awards of up to £1,800 to assist students with medical costs. Students were able to access up to £1,800 during the course of the academic year.

2. Application Outcomes

Figure 1. Chart to show the breakdown of application outcomes by category

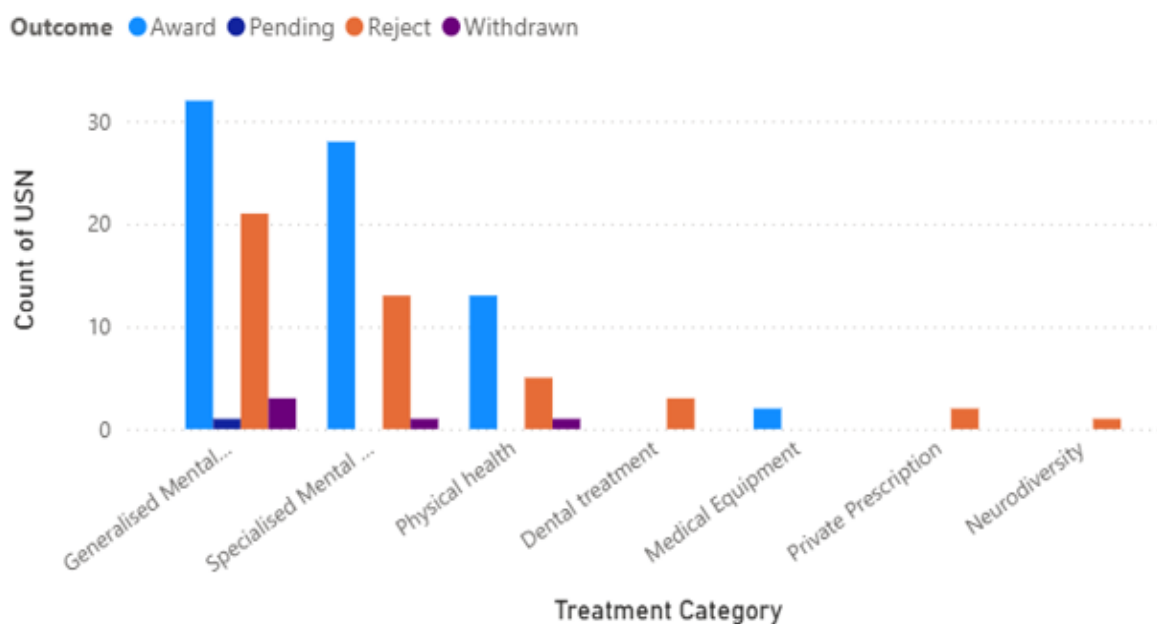


Table 1. Breakdown of application outcomes by category

Category	Successful Applications	Unsuccessful Applications	Withdrawn Applications	Totals
Generalised Mental Health	32	21	≤3	57
Specialised Mental Health	28	13	≤3	42
Physical Health	13	5	≤3	19
Dental Treatment	0	≤3	0	≤3
Medical Equipment	≤3	0	0	≤3
Private Prescription	0	≤3	0	≤3
Neurodiversity	0	≤3	0	≤3
Total	75	45	5	126

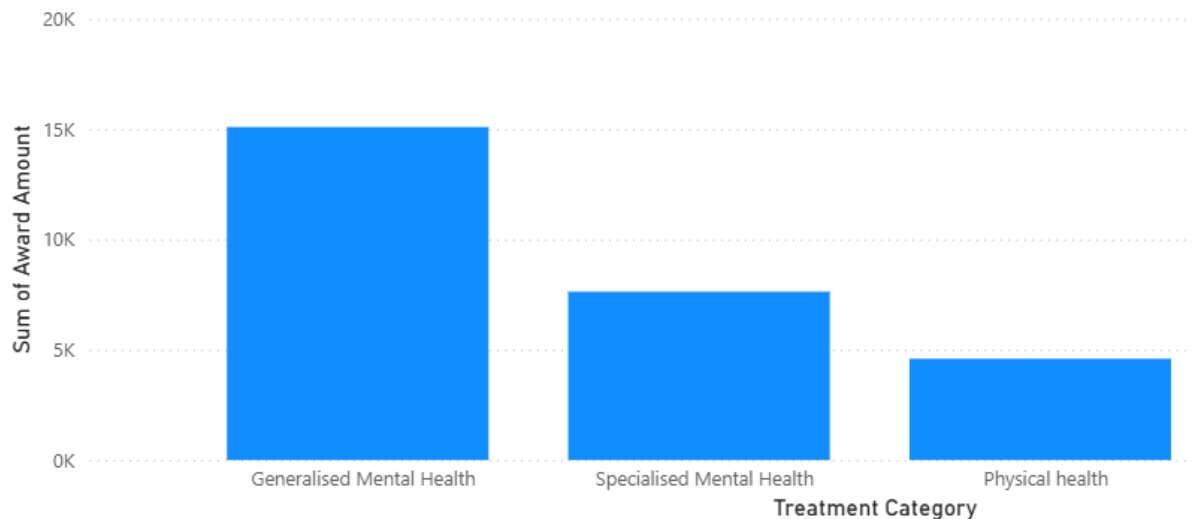
3. Awards and Spending by Term and Category

The average award was £1,181.74. This is £91 higher than the average award in 2023-24. 13 students each received a single award of £1,800. This is 24 fewer students than in 2023/24. 1 student received the maximum £1,800 award on 2 or more occasions during the academic year. In comparison, 5 students received multiple awards in 2023-24.

Figure 2. Amount awarded by treatment category* and term

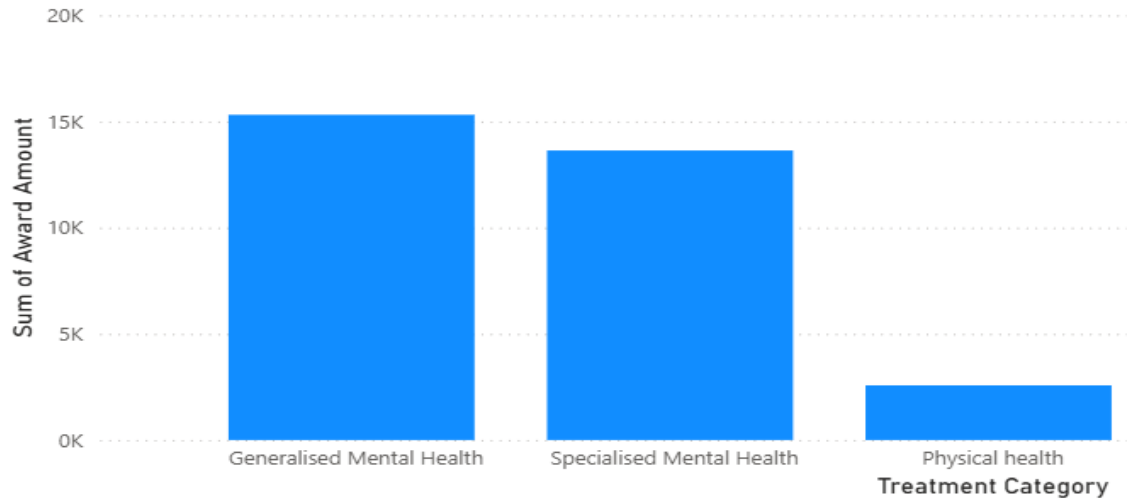
Michaelmas Term 2024

Sum of Award Amount by Treatment Category



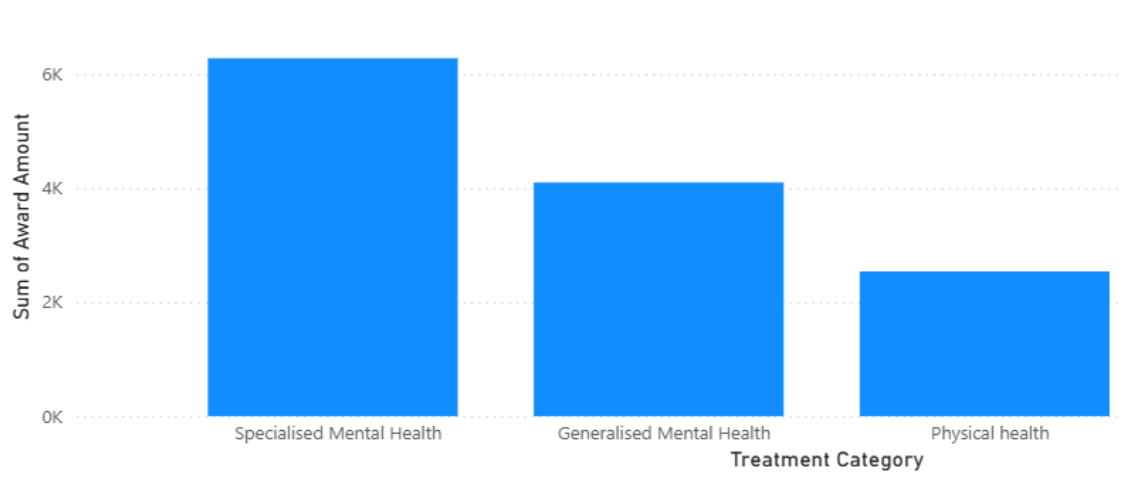
Lent Term 2025

Sum of Award Amount by Treatment Category



Easter Term 2025

Sum of Award Amount by Treatment Category



Long Vacation 2025

Sum of Award Amount by Treatment Category

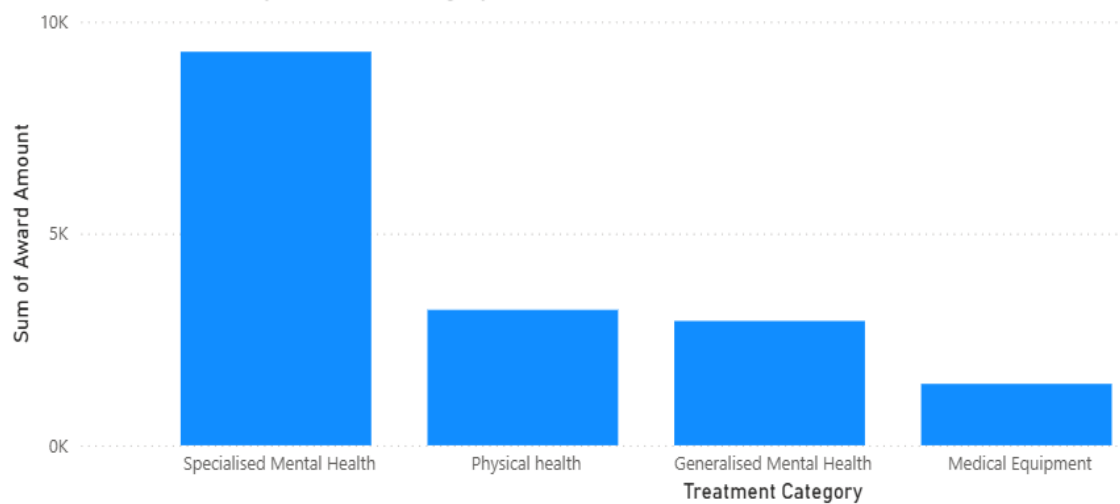


Table 2. Amount awarded by treatment category* per term

Treatment Category	Awards Made by Term				Total
	Michaelmas Term	Lent Term	Easter Term	Long Vacation	
Generalised Mental Health	£15,092.50	£15,314	£6,279.50	£2,935	£39,621
Specialised Mental Health	£7,630	£13,635	£4,100	£9,290	£34,655
Physical Health	£4,591	£2,575	£2,540	£3,198.60	£12,904.60
Medical Equipment	£0	£0	£0	£1,450	£1,450
Total	£27,313.50	£31,524	£12,919.50	£16,873.60	£88,630.60

Table 3. Breakdown of successful applications by treatment category* and award value category

Award Value Category	Number of Students Awarded Per Category Per Term												
	Michaelmas Term			Lent Term			Easter Term			Long Vacation			Total
	General Mental Health	Specialised Mental Health	Physical Health	General Mental Health	Specialised Mental Health	Physical Health	General Mental Health	Specialised Mental Health	Physical Health	General Mental Health	Specialised Mental Health	Physical Health	
£0-£499	0	0	1	2	0	1	0	0	0	0	0	0	4
£500-£999	2	2	0	3	3	1	1	3	0	0	0	0	15
£1000 - £1499	4	2	0	5	3	0	1	2	0	0	0	0	17
£1500 - £1800	0	2	1	7	2	1	2	3	0	0	2	1	21
Total	14			28			12			3			57

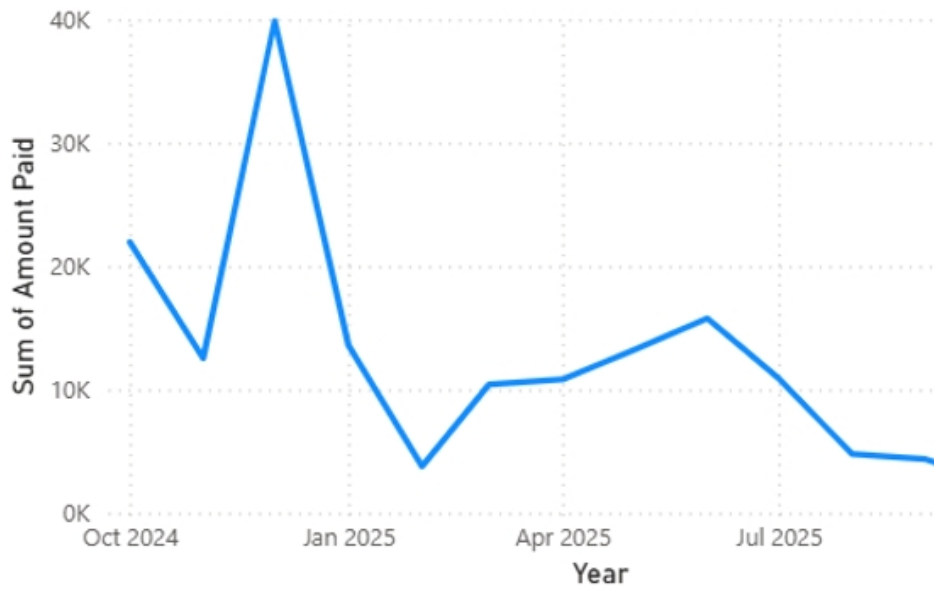
*Talking therapy and counselling treatments were categorised underneath the General Mental Health Category. CBT, CAT, EMDR and trauma therapy were categorised under Specialised Mental Health Treatment.

4. Value of Awards Claimed

Table 4. Amounts claimed each term

Term	Award Amount Claimed
Michaelmas Term	£74,416.16
Lent Term	£27,810.32
Easter Term	£39,816.88
Long Vacation	£20,055.00
Total:	£162,098.36

Figure 3. Amounts claimed during 2024-25.



5. Applications by Fee Status

Figure 4. Breakdown of applications by fee status.

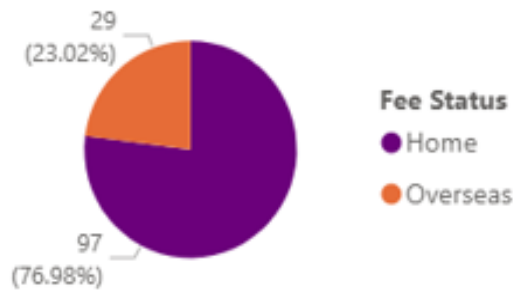


Figure 5. Application outcomes by fee status

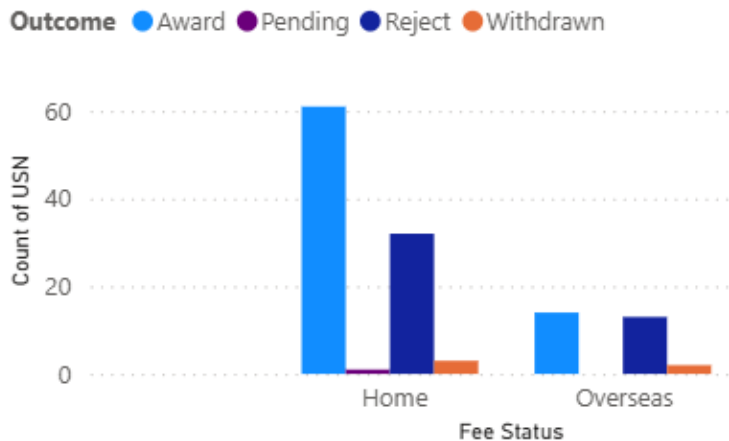


Table 5. Application outcomes by fee status

Fee status	Successful applications	Unsuccessful applications	Withdrawn applications	Pending applications	Total applications
Home	61	32	≤3	≤3	97
Overseas	14	13	≤3	0	29
Total	75	45	5	≤3	126

6. Applications by Course Level

Figure 6. Application outcomes by course level

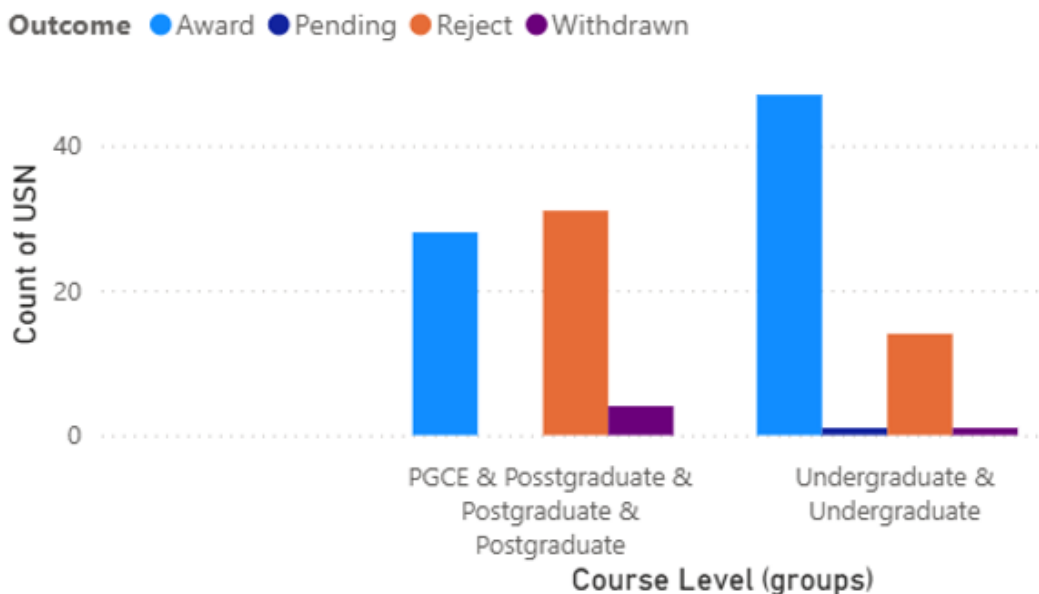


Table 6. Application outcomes by course level

Course level	Successful applications	Unsuccessful applications	Withdrawn applications	Total applications
Undergraduate	47	14	≤3	63
Postgraduate	28	31	4	63
Total	75	45	5	126

7. Applications and Award Contributions by College

Figure 7. Successful applications made by College

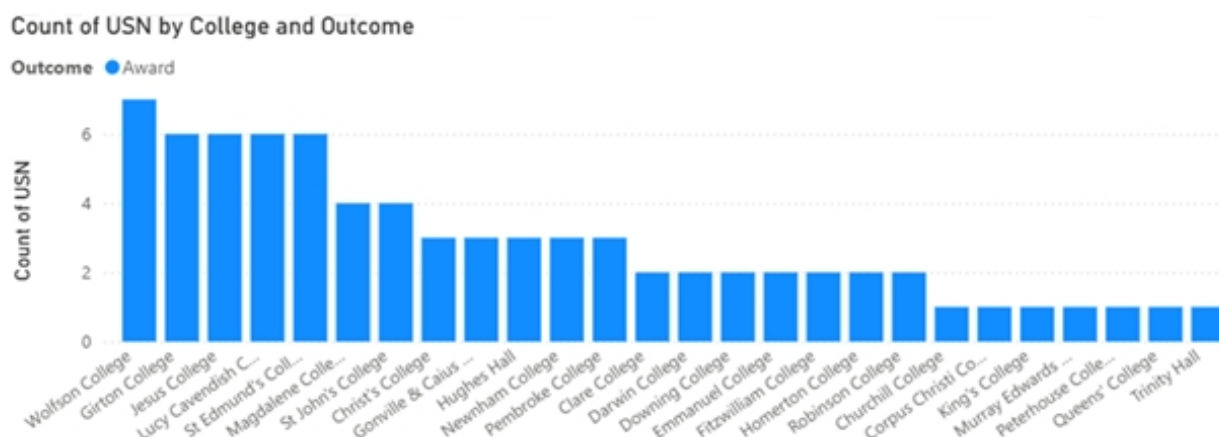


Table 7. Application outcomes by College

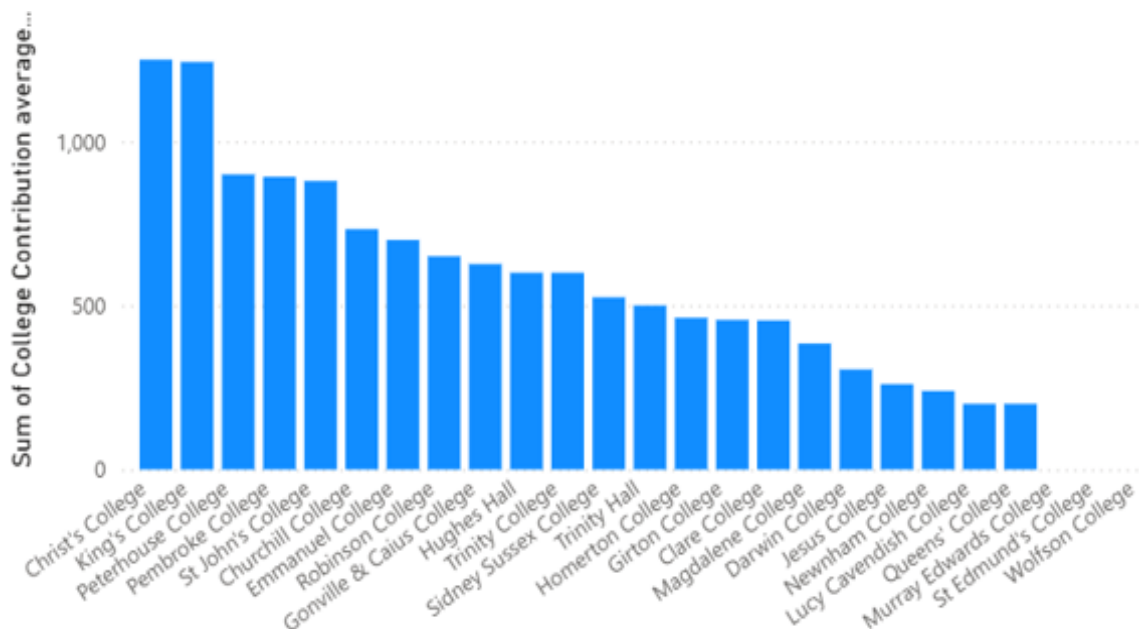
College	Award	Pending	Reject	Withdrawn	Total
Christ's	≤3	0	≤3	0	4
Churchill	≤3	0	0	0	≤3
Clare	≤3	0	4	≤3	7
Clare Hall	0	0	≤3	0	≤3
Corpus Christi	≤3	0	0	≤3	≤3
Darwin	≤3	0	≤3	0	4
Downing	≤3	0	0	0	≤3
Emmanuel	≤3	0	≤3	0	3
Fitzwilliam	≤3	0	≤3	0	3
Girton	6	0	5	0	11
Gonville & Caius	3	0	≤3	≤3	6
Homerton	≤3	0	≤3	0	3
Hughes Hall	3	0	≤3	0	4
Jesus	6	0	≤3	0	7
King's	≤3	0	3	0	4
Lucy Cavendish	6	0	4	0	10
Magdalene	4	0	≤3	0	6
Murray Edwards	≤3	0	≤3	≤3	4
Newnham	3	0	≤3	0	4
Pembroke	3	0	≤3	≤3	5
Peterhouse	≤3	0	0	0	≤3
Queen's	≤3	0	≤3	0	≤3
Robinson	≤3	0	≤3	0	3
Selwyn	0	0	≤3	0	≤3
Sidney Sussex	0	≤3	≤3	0	≤3
St Catharine's	0	0	0	0	0

St Edmund's	6	0	≤3	0	7
St John's	4	0	≤3	0	5
Trinity	0	0	≤3	0	≤3
Trinity Hall	≤3	0	≤3	0	≤3
Wolfson	7	0	≤3	0	9
Total:	75	≤3	45	5	126

Table 8. Average award contributions by College

College	Average amount contributed 2024-25	College	Average amount contributed 2024-25
Christ's	£1,250	Magdalene	£384.17
Churchill	£733	Murray Edwards	£0
Clare	£454.60	Newnham	£239.50
Clare Hall	£0	Pembroke	£892.50
Corpus Christi	£0	Peterhouse	£900
Darwin	£305	Queens'	£200
Downing	£0	Robinson	£650
Emmanuel	£700	Selwyn	£0
Fitzwilliam	£0	Sidney Sussex	£525
Girton	£456.25	St Catharine's	£0
Gonville & Caius	£626.50	St Edmund's	£0
Homerton	£462.50	St John's	£880
Hughes College	£600	Trinity	£600
Jesus	£260	Trinity Hall	£500
King's	£1,243	Wolfson	£0
Lucy Cavendish	£200		

Figure 8. Average College contribution per student in receipt of a Crane Fund award



8. Reasonings behind unsuccessful applications

Student applications to the Crane Fund were unsuccessful for the following reasons:

- Has sufficient savings

- Living costs are less than funding already received
- Living costs are higher than expected
- No college tutor support form
- In last term of course
- Applying for support with dental treatment
- Applying for support with private medication
- No correspondence in 1 month
- No GP letter
- Applying for treatment outside of UK
- Fully funded
- No student loans taken
- Not within NICE guidelines
- Apothecary recommended alternative medical treatment

Table 9. Breakdown of unsuccessful applications

Reason for application being unsuccessful	Number of applications
Has sufficient savings	8
Living costs are less than funding already received	6
Living costs are higher than expected	5
No college tutor support form	5
In last term of course	4
Applying for support with dental treatment	≤3
Applying for support with private medication	≤3
No correspondence in 1 month	≤3
No GP letter	≤3
Applying for treatment outside of UK	≤3
Fully funded	≤3
No student loans taken	≤3
Not within NICE guidelines	≤3
Apothecary recommended alternative medical treatment	≤3
Total	42

9. Financial Data 2024/25

Income

The Crane Fund continues to receive circa £138k a year of investment income and this is predicted to be steady as with lower expenditure, CUEF units do not need to be sold.

Expenditure

Student costs

In 2024/25 the number of applications and subsequent awards decreased by 72% compared to the previous year. This was expected after the eligibility criteria were changed.

We expect that the number of applications and awards made will stay at a similar level in 2025/26 and beyond. This brings the expenditure down and can be fully met by the investment income with no need to sell spendable capital.

Administration costs

The administration costs were increased from £7.5k in 2023/24 to £15k from 2024/25. However, only £3.3k was transferred from the fund that year as there was a balance c/f in administrative cost accounts. Since the number of applications went down, we propose to reduce administrative costs drawn from the fund to £10k in 2025/26. (This amount is needed to meet current commitments, but should be reviewed again for next year).

Honorarium (Crane 's Fund Apothecary)

Since 2024/25, the Fund's Apothecary receives an honorarium of £2k a year which is grossed up via Payroll (hence estimated cost is £3k).

Gosia Gurtekin

Finance and Compliance Manager
Student Funding and Fee Policy Team
November 2025